

Businesses are supported to grow

Jobs created as a result of the Council's support

Jobs created and safeguarded

Number of jobs created and safeguarded as a result of the Council's support.

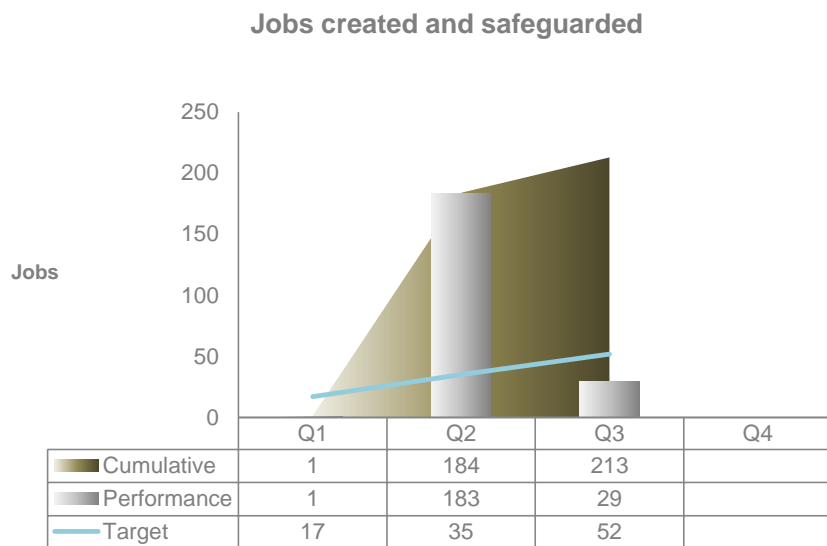


Achieved

213
Jobs
Quarter 3 December 2016

↓

52
Jobs
Target for December 2016

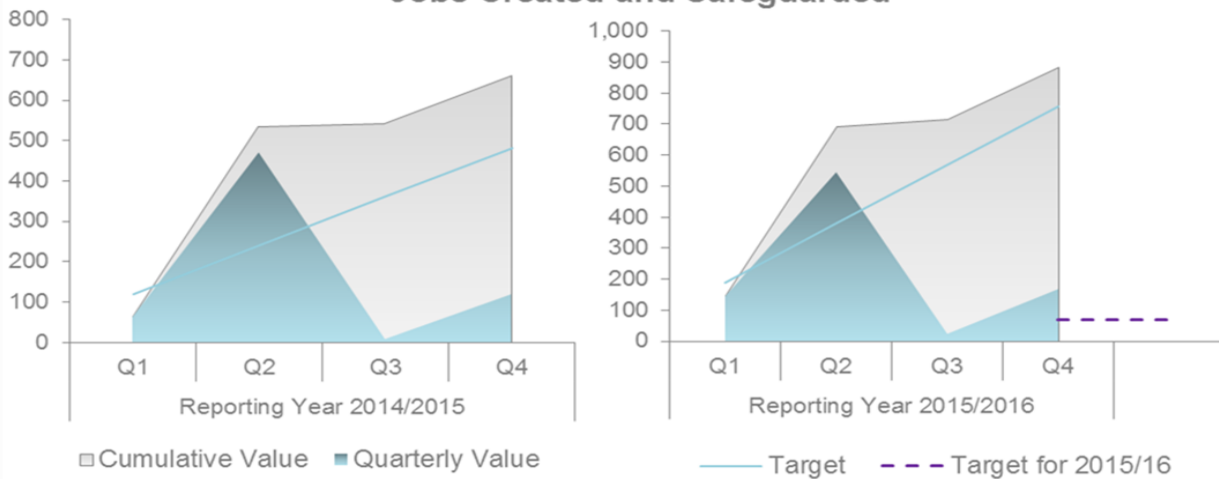


About the latest performance

There have been 2 new jobs created and 26 jobs safeguarded through the business centres; Mercury House - 2 Jobs created/16 safeguarded, Eventus - 8 jobs safeguarded and a further 2 jobs safeguarded at Canebuzo commercial business space. There was a further job created at local business ACS Services following support from our Growth Hub. The forecast for the year has been adjusted to reflect the figure reached so far for this financial year.

Further details

Jobs Created and Safeguarded



	Reporting Year 2014/2015				Reporting Year 2015/2016				Target 2016/17
	Q1	Q2	Q3	Q4	Q1	Q2	Q3	Q4	
Cumulative Value	63	533	542	661	145	690	714	884	
Quarterly Value	63	470	9	119	145	545	24	170	
Target	121	242	363	482	190	380	570	758	70

Jobs Created and Jobs Safeguarded Comparison



	Reporting Year 2014/2015				Reporting Year 2015/2016			
	Q1	Q2	Q3	Q4	Q1	Q2	Q3	Q4
Created (cumulative)	33	363	365	451	71	426	450	495
Safeguarded (cumulative)	30	170	177	210	74	264	74	434


About the target

The council commissions a series of programmes which help business leaders to grow their business. This includes the building of business sites and premises for selling or renting to businesses which are growing. We do this in order to create jobs in the county, and the jobs are counted in this target.

About the target range

About benchmarking

This measure is local to Lincolnshire and therefore is not benchmarked against any other area.



Businesses are supported to grow

Jobs created as a result of the Council's support


Businesses supported by the Council

Number of businesses who receive direct support and advice from services the Council commission.


Achieved

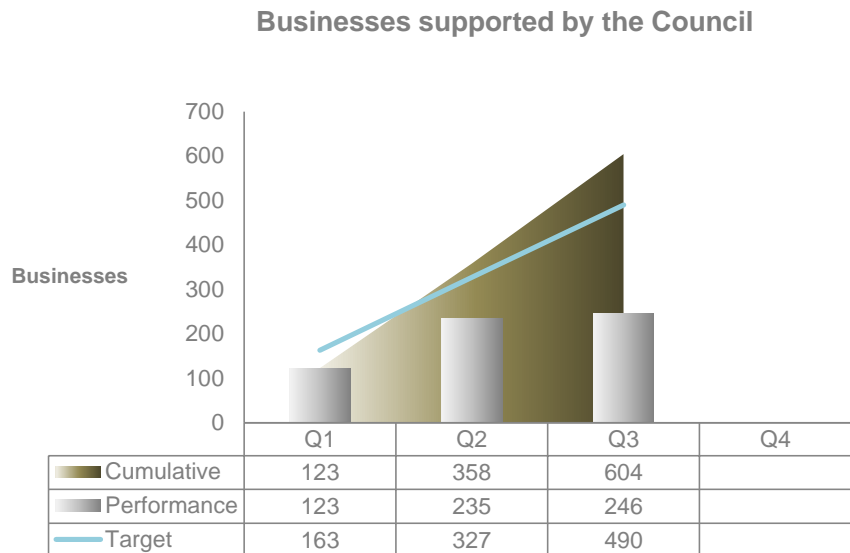
604

Businesses
Quarter 3 December 2016



490

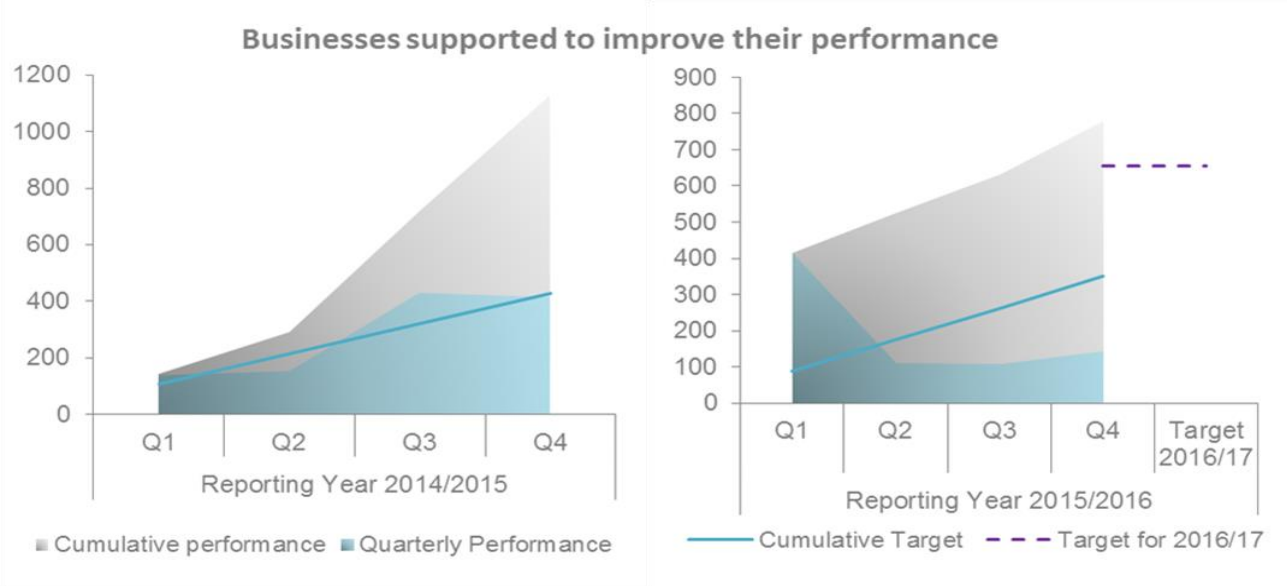
Businesses
Target for December 2016



About the latest performance

The cumulative figure shown has been achieved from April to December 2016 - with 246 businesses being assisted by the County Council in quarter 3. This is made up of 16 businesses through the business centres, 19 through the growth and investment team and 11 visits to foreign owned companies. 188 businesses received at least 3 hours support via the Business Lincolnshire Growth Hub. Additionally (but not reported in these figures) we had more than 760 businesses attending a range of events ran by the Growth Hub in the same period, receiving free support and advice. 12 Businesses were supported within the LEADER (Liaison among Actors in Rural Economic Development) Programme across the county.

Further details



	Reporting Year 2014/2015				Reporting Year 2015/2016				
	Q1	Q2	Q3	Q4	Q1	Q2	Q3	Q4	Target 2016/17
Cumulative performance	137	286	715	1,127	415	525	634	779	
Cumulative Target	107.25	214.5	321.75	429	88	175	263	350	654
Quarterly Performance	137	149	429	412	415	110	109	145	


About the target

The council commissions a series of programmes which help business leaders to grow their business. The businesses who receive support will grow, creating jobs and other opportunities (e.g. supply chain) and the number of businesses counted in this target.

About the target range

About benchmarking

This measure is local to Lincolnshire and therefore is not benchmarked against any other area.



Businesses are supported to grow

Jobs created as a result of the Council's support


Qualifications achieved by adults

Number of qualifications achieved (Skills programmes, vocational training programmes, adult and community learning) through programmes support by the council.


Achieved

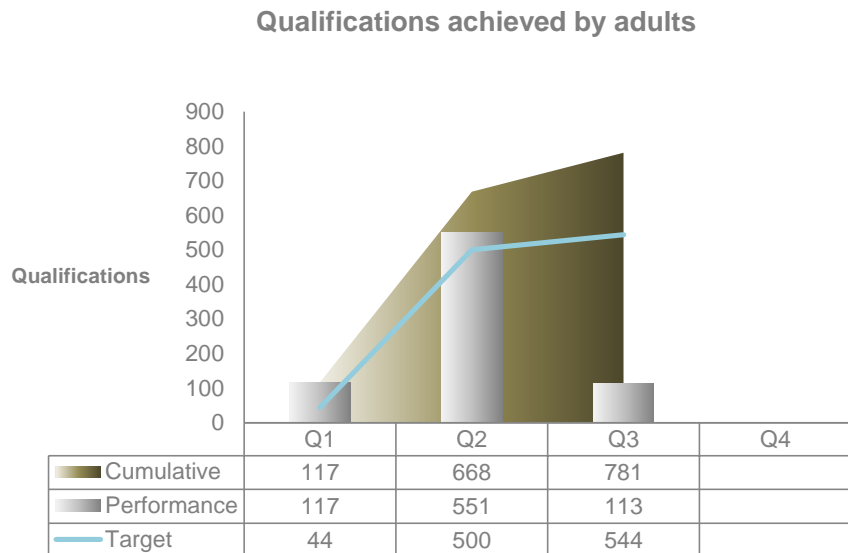
781

Qualifications
Quarter 3 December 2016



544

Qualifications
Target for December 2016

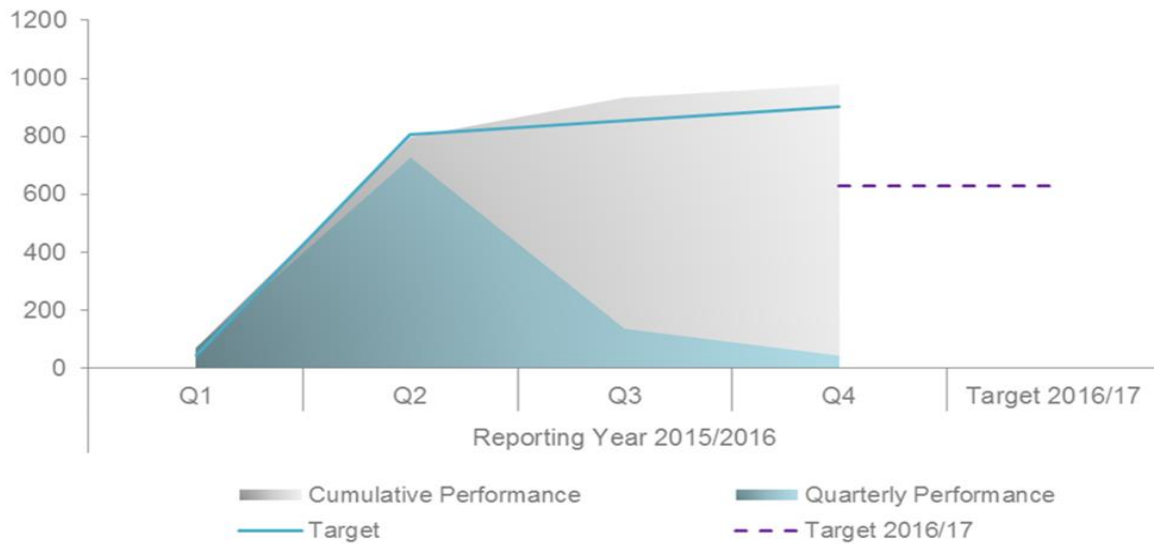


About the latest performance

There were 113 Qualifications achieved in this period, with a cumulative figure for the year so far of 781. It is thought that we will exceed our annual target by the end of March 2017, due to an increase in qualifications requested via the Children's Centre Adult Learning Memorandum of Understanding.

Further details

Qualifications achieved by adults



	Reporting Year 2015/2016				Target 2016/17
	Q1	Q2	Q3	Q4	
Cumulative Performance	71	796	934	978	
Quarterly Performance	71	725	138	44	
Target	45	805	855	902	630


About the target

The council commissions a series of training schemes which help individuals to gain skills. These training schemes are focused on the skills that employers need. Employers can understand an individual's skill level by the qualifications that they hold, hence the reason that we count the number of qualifications achieved.

About the target range

About benchmarking

This measure is local to Lincolnshire and therefore is not benchmarked against any other area.



Businesses are supported to grow

Jobs created as a result of the Council's support

Amount of external funding attracted to Lincolnshire

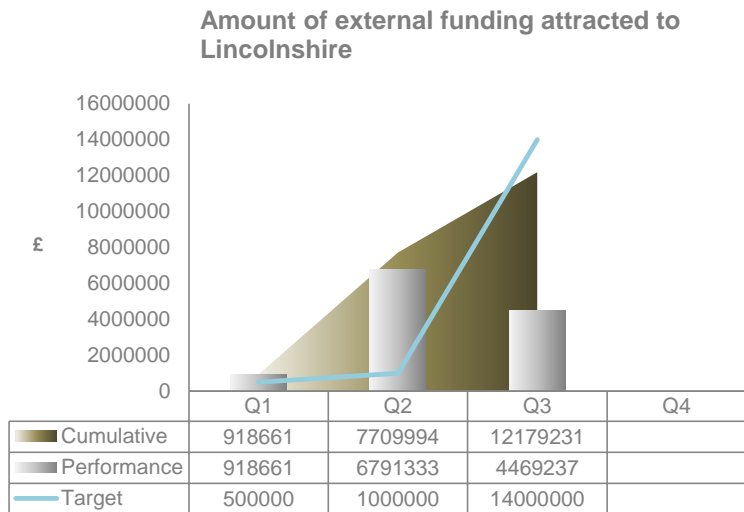
Amount of external funding attracted to Lincolnshire (including Greater Lincolnshire Local Enterprise Partnership and European Union funding programmes) by the council.

✗ Not achieved

12,179,231
£
Quarter 3 December 2016

↓

14,000,000
£
Target for December 2016

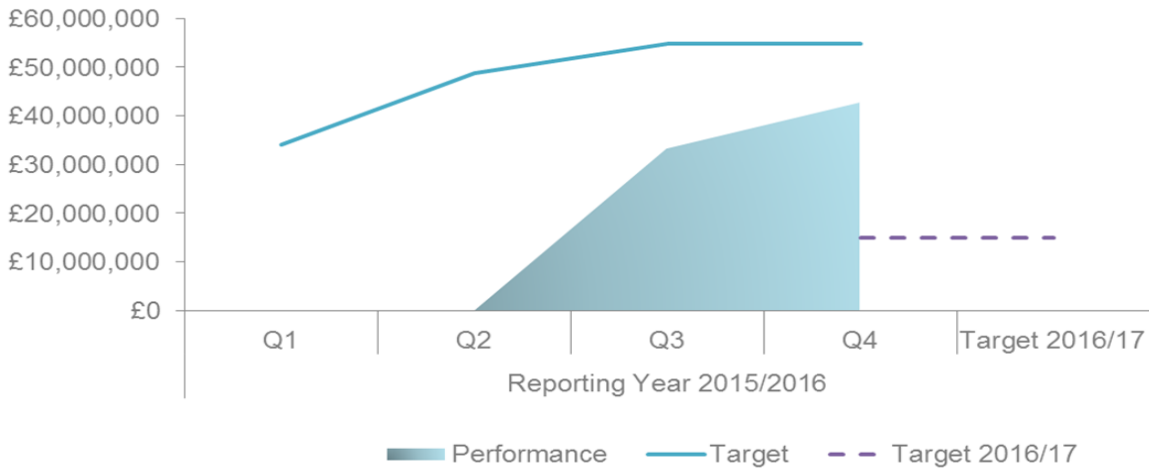


About the latest performance

Before the vote to leave the EU on 23 June 2016, projects were taking over 12 months to get to the contracting stage. There has since been a commitment to getting all projects to the contracting stage before the Autumn Statement was announced which has increased the number of European Regional Development Fund (ERDF) contracts being awarded in the financial year. The Chancellor has now confirmed that the Government will guarantee EU funding for Structural & Investment Funds (ESIF) projects signed after the Autumn Statement, and those which will continue after we have left the EU. ESIF projects will have funding secured if the agreement is signed before the UK departs the EU, in line with the domestic strategic priorities and offers good value for money. The breakdown of this for the period between October to December 2016 is; Greater Lincolnshire Local Enterprise Partnership Growth and Efficiency - £1,919,467, Manufacturing Growth Programme - £870,400, Collaboration for Growth - £573,700, Business Inspiration - £527,327, Business Lincolnshire Digital Growth - £578,349. Resulting in a total of £4,469,243 for this quarter. There is a confidence that we will achieve our year end figure of £15m as we have £12.4m contracted to quarter 3 and followed by another £17m either at funding agreement or now responding to final appraisal queries. Our ESIF Committee has approved the schemes and they will not go through technical appraisals with Department for Communities and Local Government (DCLG).

Further details

Amount of external funding attracted to Lincolnshire



	Reporting Year 2015/2016				
	Q1	Q2	Q3	Q4	Target 2016/17
Performance	-	-	33,400,000	42,877,794	
Target	34,000,000	48,800,000	54,800,000	54,800,000	15,000,000

About the target

EU growth fund £3 million - Internal/external projects contracted for European Regional Development Fund (JRDF), European Social Fund (JSF) and European Agricultural Fund for Rural Development (JAFRD)
 £12 million European Growth Deal Round III - It is anticipated that a further Growth Deal (Round III) will be awarded in 2016/17 which is likely to be less than £14.8 million awarded previously.

About the target range

About benchmarking

This measure is local to Lincolnshire and therefore is not benchmarked against any other area.